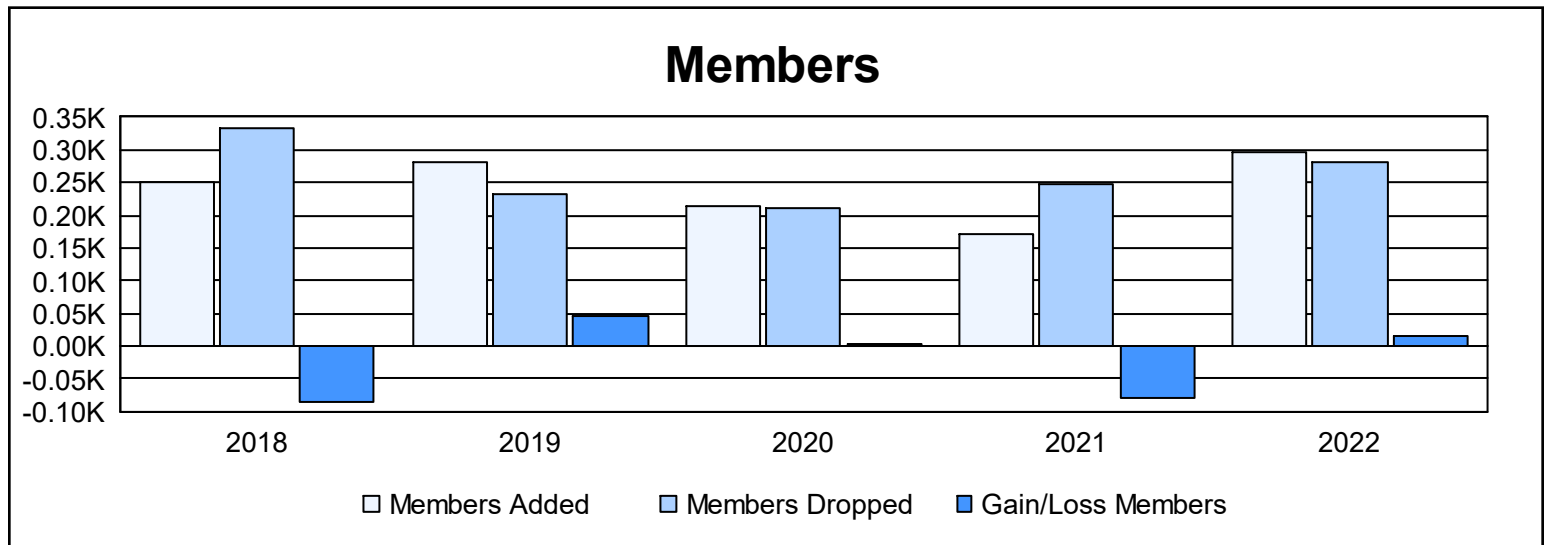
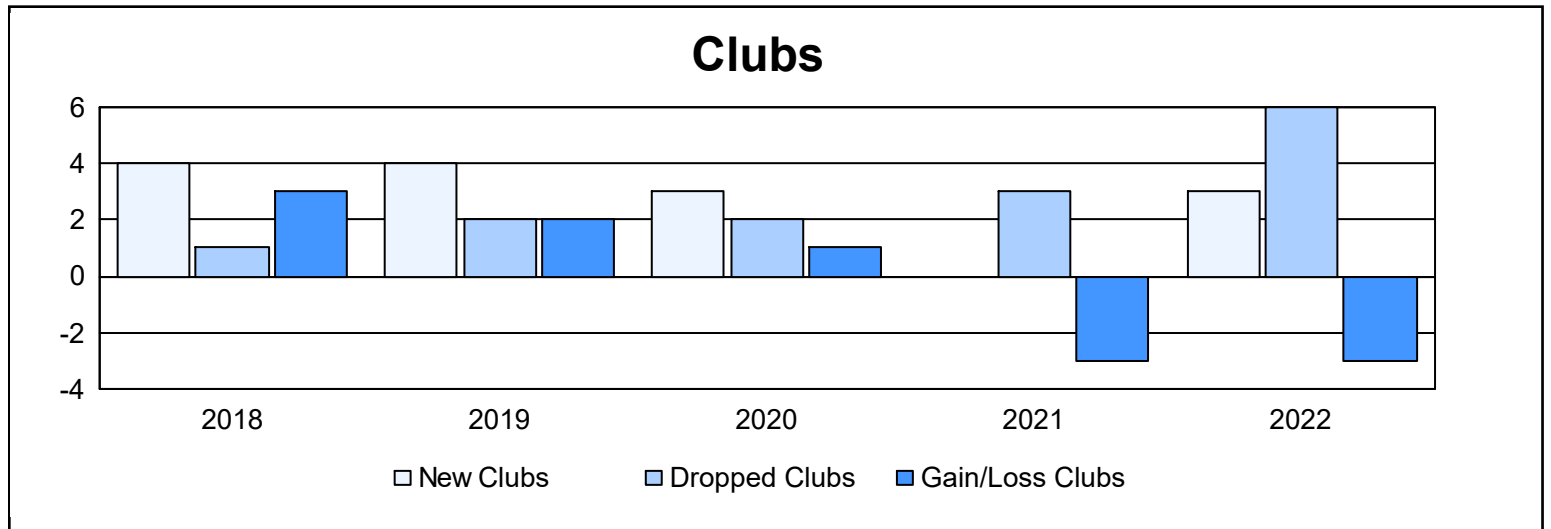
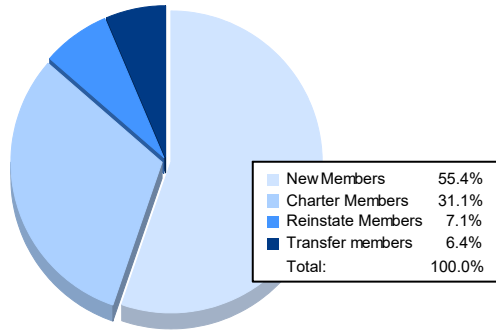


| Year | New Clubs | Dropped Clubs | Gain/ Loss Clubs | New Members | Charter Members | Reinstate Members | Transfer Members | Total Member Added | Total Members Dropped | Gain/ Loss Members |
|----------------|-----------|---------------|------------------|-------------|-----------------|-------------------|------------------|--------------------|-----------------------|--------------------|
| 2017-2018 | 4 | 1 | 3 | 130 | 104 | 7 | 9 | 250 | 334 | -84 |
| 2018-2019 | 4 | 2 | 2 | 158 | 108 | 4 | 10 | 280 | 233 | 47 |
| 2019-2020 | 3 | 2 | 1 | 73 | 108 | 25 | 7 | 213 | 211 | 2 |
| 2020-2021 | 0 | 3 | -3 | 126 | 11 | 26 | 7 | 170 | 248 | -78 |
| 2021-2022 | 3 | 6 | -3 | 164 | 92 | 21 | 19 | 296 | 282 | 14 |
| Average | 3 | 3 | 0 | 130 | 85 | 17 | 10 | 242 | 262 | -20 |



Membership Composition June 2022 Cumulative



Gender Composition June 2022 Cumulative

